

# ES925 Configurations



audio-technica

## Choose Gooseneck



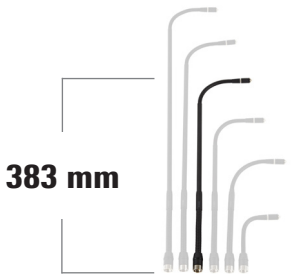
535 mm

**/ ES925/24**  
ES Modular 24" Double Gooseneck with LED-Ring w/o power module



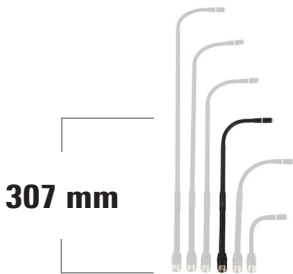
460 mm

**/ ES925/21**  
ES Modular 21" Double Gooseneck with LED-Ring w/o power module



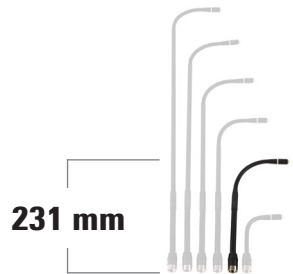
383 mm

**/ ES925/18**  
ES Modular 18" Double Gooseneck with LED-Ring w/o power module



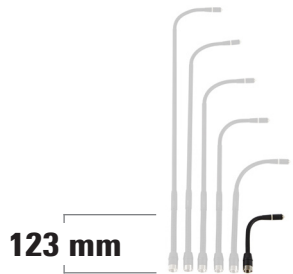
307 mm

**/ ES925/15**  
ES Modular 15" Double Gooseneck with LED-Ring w/o power module



231 mm

**/ ES925/12**  
ES Modular 12" Double Gooseneck with LED-Ring w/o power module



123 mm

**/ ES925/6**  
ES Modular 6" Gooseneck with LED-Ring w/o power module



## Choose Element



12mm

**/ ESE-C/B**  
ES Modular Cardioid Capsule without windscreen



**/ ESE-H/B**  
ES Modular Hyper Cardioid Capsule without windscreen



**/ ESE-O/B**  
ES Modular Omni Capsule without windscreen



130mm

**/ ESE-ML/B**  
ES Modular MicroLine Capsule without windscreen



audio-technica



**Choose OPTIONAL Windscreen**



**/ AT8109a**

ES Windshield short with transparent ring for ESE-C/H/O



**/ AT8138a**

ES Windshield long with transparent ring for ESE-ML



**Choose Power Supply**



**/ ES8544**

ES Modular InLine Power Module XLR



**/ ES8755R**

ES Modular 3-Pin Flush Mount Power Module local switch & LED



**/ ES8755RC**

ES Modular 5-Pin Flush Mount Power Module remote switch & LED



**/ ES8766RC**

ES Modular 5-Pin Desk Stand Power Module



**Choose OPTIONAL Clamp / Shockmount for ES8544**



**/ AT8474**

Shock Mount For Q-Mount Mic



**/ AT8473**

Gooseneck Stand Clamp