

Loudspeakers

Cuboid 15

Two-way, full range, passive, 15" loudspeaker



Optimal Audio

FEATURES

- Portrait or landscape mounting options
- Rotatable high-frequency horn
- 58Hz - 18kHz frequency response ± 3 dB
- Maximum SPL 126dB (continuous), 132dB (peak)
- 80° horizontal x 50° vertical coverage

Cuboid 15 is a full range, two-way, passive, 15" loudspeaker designed to perform. For any applications requiring big output, it effortlessly delivers rich and detailed sound with extra punch and precision.

With its steel grille and optional mounting hardware the professionally presented Cuboid 15 can be fixed in either portrait or landscape mode for a flexible, simple installation.

Cuboid 15 features a 15" (380mm) low frequency (LF) driver – for extra

bass performance and mid-band - and a 1" (25mm) exit high frequency (HF) compression driver for clarity of vocal and high frequency projection. The HF section delivers consistent coverage in either plane from a user-rotatable horn.

When coupled with the Zone series, a ZonePad and the WebApp makes setting up a system and end user control simple and intuitive.



APPLICATIONS



Bars/
Restaurants



Wedding
Venues



Hotels



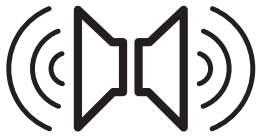
Education
Facilities



Houses of
Worship



Fitness Studios



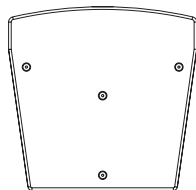
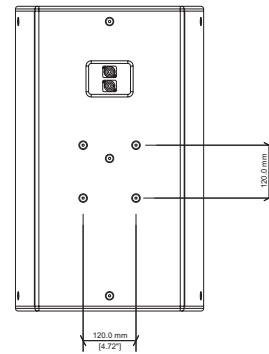
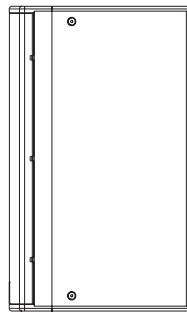

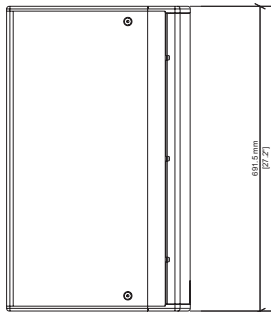
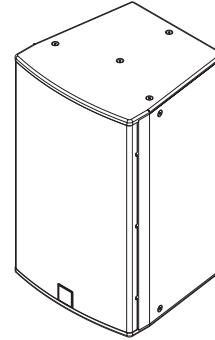
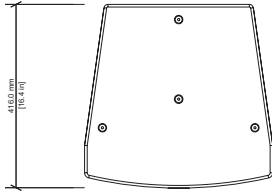
Loudspeakers

Cuboid 15

Two-way, full range, passive, 15" loudspeaker



Optimal Audio



SPECIFICATIONS

TYPE	Two-way, full range, passive loudspeaker
FREQUENCY RESPONSE (with preset)	58Hz - 18kHz ± 3dB -10dB @ 40Hz
DRIVERS	LF: 15" (380mm), ferrite motor system HF: 1" (25mm) exit/1.7" (44mm) voice coil, polyimide dome compression driver
RATED POWER (AES)	500W
NOMINAL IMPEDANCE	8 Ohms
SENSITIVITY (1W/1m)	99dB
MAXIMUM SPL	126dB (cont), 132dB (peak)
CROSSOVER	2.3kHz passive
DISPERSION (-6dB)	80° H x 50° V (user-rotatable)
ENCLOSURE	Trapezoid wooden cabinet
FINISH	Black textured paint
PROTECTIVE GRILLE	Black perforated steel with scrim cloth backing
CONNECTORS	2x NL4 type
PIN CONNECTIONS (INPUT)	1+/-
PIN CONNECTIONS (LINK)	1+/- only
FITTINGS	19 x M8, inset bolts
DIMENSIONS	(W) 426.5mm x (H) 691.5mm x (D) 416mm (W) 16.79" x (H) 27.22" x (D) 16.38"
WEIGHT	28kg (61.73lbs)
ACCESSORIES (available separately)	Wall Bracket C, U Bracket D, M8 Eye Bolt
RECOMMENDED SUB	Sub 15



Textured
Paint Finish



Weight

optimal-audio.co.uk

© 2021. Optimal Audio Group Ltd.