



PRODUCT HIGHLIGHTS

- Provides 1- or 2-channel analog output from a Pro16 A-Net stream
- Independent output levels for left and right channels
- Latching Euroblock connectors
- 48kHz, 24-bit D/A converters
- Optional power over Cat-5e using a Pro16 A-Net Distributor
- Simple plug-and-play installation
- Serial or parallel connections for distributing audio
- Secure set-and-forget channel configuration
- Reversible mounting flanges

The AV-P2 Output Module provides up to two channels of analog outputs from a Pro16™ A-Net® digital audio stream. The analog output level for each channel is set with front-panel DIP switches.

AV-P2 modules can be connected in any combination of serial or parallel connections, using Pro16 A-Net Distributors. There is no limit to the number of devices that can be daisy chained, or to the number of parallel splits in a single system.

Each AV-P2 receives a 16-channel A-Net stream originating at a Pro16 input module, console interface card, or Pro64™ audio network (via the ASI A-Net Systems Interface module).

A front-panel rotary switch allows the output to be set to any one of those 16 channels. If the selected channel is part of a stereo pair (set at the input module), the left and right channels

are automatically routed to the left and right outputs on the AV-P2. If the selected channel is not part of a stereo pair, the channel's audio is routed to both the left and right outputs.

Audio is distributed to the AV-P2 over standard Cat-5e cables, using Aviom's A-Net digital audio protocol. A-Net supports plug-and-play installation, real-time distribution with sub-millisecond latency, and long cable runs up to 500ft/150m. Power can be supplied to the AV-P2 with an external DC power supply or over the Cat-5e cable (with an A-Net Distributor). Additionally, Pro16 A-Net audio streams can be transmitted over single- or multi-mode fiber optics using certain standard third-party media converters.

The AV-P2 has reversible mounting flanges. Two AV-P2 modules can be mounted side by side on a standard 1U rack tray. The AV-P2 is compatible with all Pro16 Series products.

AV-P2 OUTPUT MODULE SPECIFICATIONS

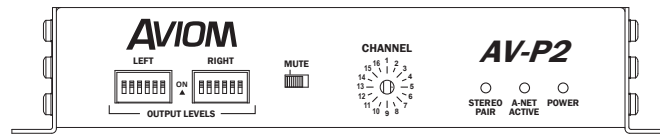
Audio Outputs	2, impedance balanced line-level
	5.0 mm Euroblock connectors, female, panel-mount
	2 male Euroblock connectors supplied in box
	Screw terminals: Audio +; Audio -; Ground
Channel Selection	16-position rotary switch
D/A Conversion	48kHz, 24-bit
Output Levels	Variable: +4dBu to -31dBu in 1.5dB increments
	6-position DIP switch, per channel
Max. Output Level	+4dBu
Indicators	LEDs; red: Power, green: A-Net Active, yellow: Stereo Pair
Output Impedance	100 ohms
Signal to Noise (unweighted)	93dB typical, A/D to D/A
	Measured from AN-16/i Input Module to AV-P2
Freq. Response	4Hz-22kHz +0.2dB/-3dB

THD +N	-93dB at -10dBFS
Crosstalk	-85dB at 1kHz
Bit Error Rate (BER)	10 ⁻¹²
Digital Connections	A-Net In: 1; A-Net Out: 1; RJ45 connectors
Pro16™ A-Net®	Uses unshielded Cat-5e UTP (or better) cable
Latency	0.880 msec (measured from analog input to analog output)
Power Supply	External, DC, universal switching type
	Input Voltage 100-240 volts, 50/60Hz, 30VA
	Output Voltage 18-24 VDC, 0.5 amp
Plug Size	2 mm, locking, center pin hot
Dimensions	7.45" (189.2 mm) wide x 7" (177.8 mm) deep; 1U high
Weight	3.4 lbs (1.54 kilo)

All Aviom products are designed and manufactured in the USA.

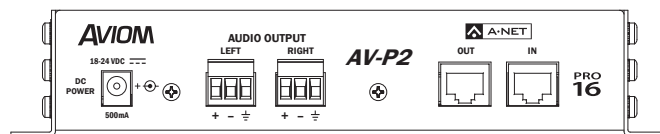
FRONT PANEL FEATURES

- Rotary channel selector switch
- Output level DIP switch (per channel)
- Mute switch
- Stereo Pair channel status LED
- A-Net Active status LED
- Power status LED

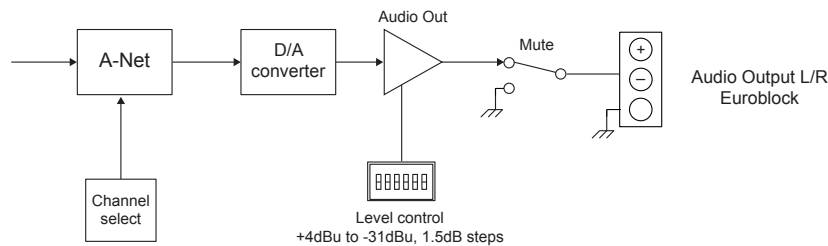


REAR PANEL FEATURES

- A-Net In (RJ45 connector)
- A-Net Out (RJ45 connector)
- Left and right audio outputs (latching Euroblock connectors)
- DC power inlet



AV-P2 BLOCK DIAGRAM



ARCHITECTURAL SPECIFICATION

The Aviom AV-P2 shall provide up to two channels of digital-to-analog conversion from signals transmitted digitally via A-Net®. It shall provide full-bandwidth, high-quality audio by employing the Aviom A-Net audio transmission protocol. It shall employ 24-bit D/A converters with a 48kHz sampling rate.

Front panel LED indicators for Power, Stereo Pair, and A-Net Active shall be provided. Output channel shall be selected from the A-Net digital audio data stream from a front-panel rotary switch.

The unit shall have a frequency response from 4Hz to 22kHz, +0.2/-3dB or better, with total harmonic distortion no more than -93dB at -10dBFS. Signal-to-noise ratio shall be 93dB, measured from an AN-16/I Input Module to the AV-P2. Output level for each channel shall be independently selectable from a front-panel six-position DIP switch, with settings from +4dBu to -31dBu in 1.5dB increments. Both

outputs may be muted with a single front-panel slide switch. Output impedance shall be 100 ohms.

Rear panel features shall include a detachable DC power cord. The unit shall be powered from an external universal power supply (input voltage 100 to 240VAC; output voltage 18 to 24VDC, 0.5 amps) or via A-Net. It shall be UL and CE listed.

The rear panel shall have RJ45 connectors for A-Net digital signal input and output, as well as latching 5.0mm Euroblock connectors for left and right audio outputs.

Its dimensions shall be 7.45 inches wide, 7 inches deep, and 1U (1.75 inches) high. Its net weight shall be 3.4 pounds, and its steel chassis shall be finished in black. The unit shall be Aviom, Inc. model AV-P2.