



RS1001i-II-T PRODUCT SPECIFICATIONS

System Type	10" subwoofer, open-ceiling, ported (150 W transformer for 25/70.7/100 V or transformer bypass applications)
Impedance (Nominal) ¹	4 Ω
Sensitivity dB @ 2.83 V / 1 M	86 dB
Sensitivity dB @ 1 W / 1 M ²	83 dB
Frequency Response (±3 dB) ³	53 Hz - 175 Hz
Frequency Response (±10 dB) ³	38 Hz - 450 Hz
Max. Program Power ⁴	300 W
Max. Continuous Power RMS ⁵	150 W
Max. SPL dB @ 1 M ⁶	105 dB
Tap Selector	Five-position rotary switch with transformer bypass
Transducer: Low-Frequency Driver	254 mm (10") polypropylene cone, butyl rubber surround
Low-Frequency Voice Coil	35 mm (1.38")
Crossover Frequency	100 Hz
Network Type: Low Pass	6 dB per octave, 1st order
Network Type: High Pass	N/A
Enclosure Material	Injection molded ABS, glass fiber reinforced
Grille	Powder-coated steel
Inputs	4-pin, 5.08 mm Euroblock for individual or daisy chain connection
Colors	Black or white
Height	437.6 mm 17.2"
Diameter	376.4 mm 14.8"
Weight	12.3 kg 27.1 lbs
Packaging	One per box
Included Accessories	Hanging hardware, Euroblock connector, and terminal weather boot
Optional Accessories	Surface-mount bracket (AC-RS-SM8) and hanging kits
Certifications	CE, RoHS, UL 1480A, UL 2239

Description

The RS1001i-II-T is a 10" open-ceiling or surface-mount subwoofer tuned for maximum output and performance across the operating bandwidth. By incorporating a 10" polypropylene woofer and a butyl rubber surround in a tuned and ported enclosure, this speaker delivers maximum low-frequency response (38 Hz - 450 Hz, ±10 dB, independently verified) and high SPL (105 dB).

Mounting hardware includes high-quality UL listed cables and integrated SpeedClamp™ self-locking wire clamp for fast, easy, and secure installation. For easy ordering, stocking, and installation, the RS1001i-II-T includes a five-position tap switch for 25, 70.7, and 100 V applications with a transformer bypass position.

Features

- One 10" (254 mm) polypropylene cone with a butyl rubber surround attached to a reinforced baffle.
- Baffle-mounted, flared and tuned ports for maximum efficiency and frequency response.
- High output (105 dB) and maximum efficiency with an accentuated 70 Hz peak to maximize listener's low-frequency experience.
- 150 W, low insertion-loss transformer with an easy access, five-position tap switch for 25, 70.7, and 100 V and transformer bypass positions.
- Weatherized components including powder-coated steel grille, hanging hardware and a durable ABS enclosure for indoor/outdoor applications.
- Includes UL-listed hanging hardware with high-quality cables and integrated SpeedClamp™ self-locking wire clamp for fast, easy, and secure installation.
- UL 1480A and CE approved. Hanging hardware is UL 2239 approved.
- High-quality black or white paint finish. Custom paint colors optional.
- Included accessories: hanging hardware, Euroblock connector, terminal weather boot.
- Optional accessory: AC-RS-SM8 bracket for surface-mount applications.

¹ Impedance listed per IE 60268-5

² 1 W / 1 M sensitivity determined used nominal impedance

³ Frequency response measured in half or full space as dictated by speaker mounting configuration

⁴ Max program power is 3 dB above max continuous power

⁵ Continuous power rating, EIA-426-B test

⁶ Max output based on max continuous power

Transformer Taps

70.7 V	Output	100 V	Output	25 V	Output
150 W	105 dB	150 W	105 dB	19 W	96 dB
75 W	102 dB	75 W	102 dB	9.5 W	93 dB
38 W	99 dB	38 W	99 dB	4.8 W	90 dB
19 W	96 dB			2.4 W	87 dB

Applications

The RS1001i-II-T is an indoor/outdoor background to foreground subwoofer for installations where high-quality, true bass response, and rapid installation are critical variables. Aerobic rooms, retail, restaurants, nightclubs, bars, theme parks, arenas, ballrooms, and churches are all ideal fits for the RS1001i-II-T.

Because overall system design is a critical component of subwoofer integration, SoundTube engineering recommends incorporating a DSP system with an active crossover to maximize subwoofer integration and overall system performance. Tuning the system based on room acoustics and loudspeaker selection will result in smooth response and reduced subwoofer localization. For system engineering assistance, contact SoundTube at engineering@soundtube.com or by calling 800-647-8823 (international: +1-435-647-9555).

Patented Technologies

SoundTube Entertainment and the MSE Audio Group constantly develop new technologies which enhance audio product performance. SoundTube Entertainment innovations are protected by multiple U.S. and international patents, which explicitly cover SoundTube dome, enclosure and dispersion technologies. The MSE Audio Group actively defends its patents in order to protect SoundTube resellers and end-users.

BroadBeam® Wide Dispersion Technology

SoundTube's proprietary BroadBeam technology incorporates a high-frequency waveguide mated to a 1" convex titanium tweeter. The BroadBeam high-frequency waveguide delivers a consistent dispersion pattern across the upper registers of the frequency spectrum (up to 10 kHz, independently verified). The result is better edge-to-edge coverage, reduced power needs, shorter installation time and cost savings on shipping and labor.

Technical Data and Specification Tools

SoundTube Entertainment strives to provide complete and effective technical information and data to dealers, engineers and designers. All data is available from SoundTube Entertainment or at www.soundtube.com.

Technical data and downloads include:

- EASE™ data - 3-D polar plots.
- EASE™ Address - 2-D modeling for distributed systems
- AutoDesk® Revit® software

- Tech Sheets - technical information and architectural specs for system engineers
- SoundTubeSPEC™ - Proprietary speaker placement software

Independent Data Acquisition and Verification

All data for SoundTube speakers is independently collected from and verified by NWA Labs (www.nwaalabs.com) using their proprietary MACH testing system. All data is collected and analyzed according to ASTM, ISO and AES standards using EASERA, TEF and MLSSA. Full balloon data including both phase and magnitude is compiled into a variety of formats including EASE 4.x, GLL and CLF.

Architectural Specifications

The subwoofer shall consist of a 254 mm (10") low-frequency transducer installed in a ported enclosure. The transducer shall have a polypropylene cone with a butyl rubber surround.

Performance specifications of a typical production unit shall be as follows: usable frequency range shall extend from 38 Hz - 450 Hz (± 10 dB, independently verified). Maximum continuous output at 1 meter shall be 105 dB. The subwoofer shall be usable at 25, 70.7, and 100 V with selectable tap settings up to 150 W or transformer bypass position. Rated power capacity shall be at least 150 W continuous (RMS) and conform to EIA-426-B testing.

Installation for the subwoofer shall be by UL listed, galvanized steel cable affixed to the speaker chassis via an integrated hook assembly. For safety redundancy, a secondary cable shall be included and attached to the speaker chassis. The external wiring input connector shall be a four-pin, 5.08 mm Euroblock for 4 Ω or distributed systems and shall accept from 10 - 22-gauge wire. The unit shall be factory preset to 150 W in the 70.7 V operating mode with a tap switch located on the front baffle.

The enclosure shall be constructed of injection-molded, glass-reinforced ABS. The grille shall be constructed of powder-coated steel for lasting performance in the elements. Overall cabinet dimensions shall be no more than 437.6 mm (17.2") in height by 376.4 mm (14.8") in diameter.

The subwoofer shall include hanging hardware, Euroblock connector, and weather-resistant terminal boot.

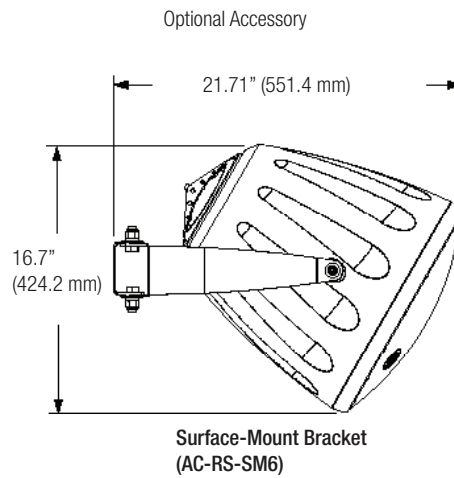
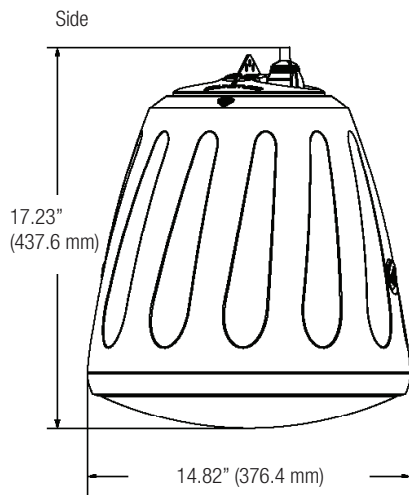
The system shall be the SoundTube RS1001i-II-T for both low and high impedance applications.

SoundTube®

13720 W. 109th St.
Lenexa, KS 66215
Phone: 913.663.5600
Fax: 913.663.3200
Toll Free: 855.663.5600
www.mseaudio.com

All SoundTube speakers come with a 5-year limited warranty and 3-year warranty on all electronics.

Mechanical Drawings



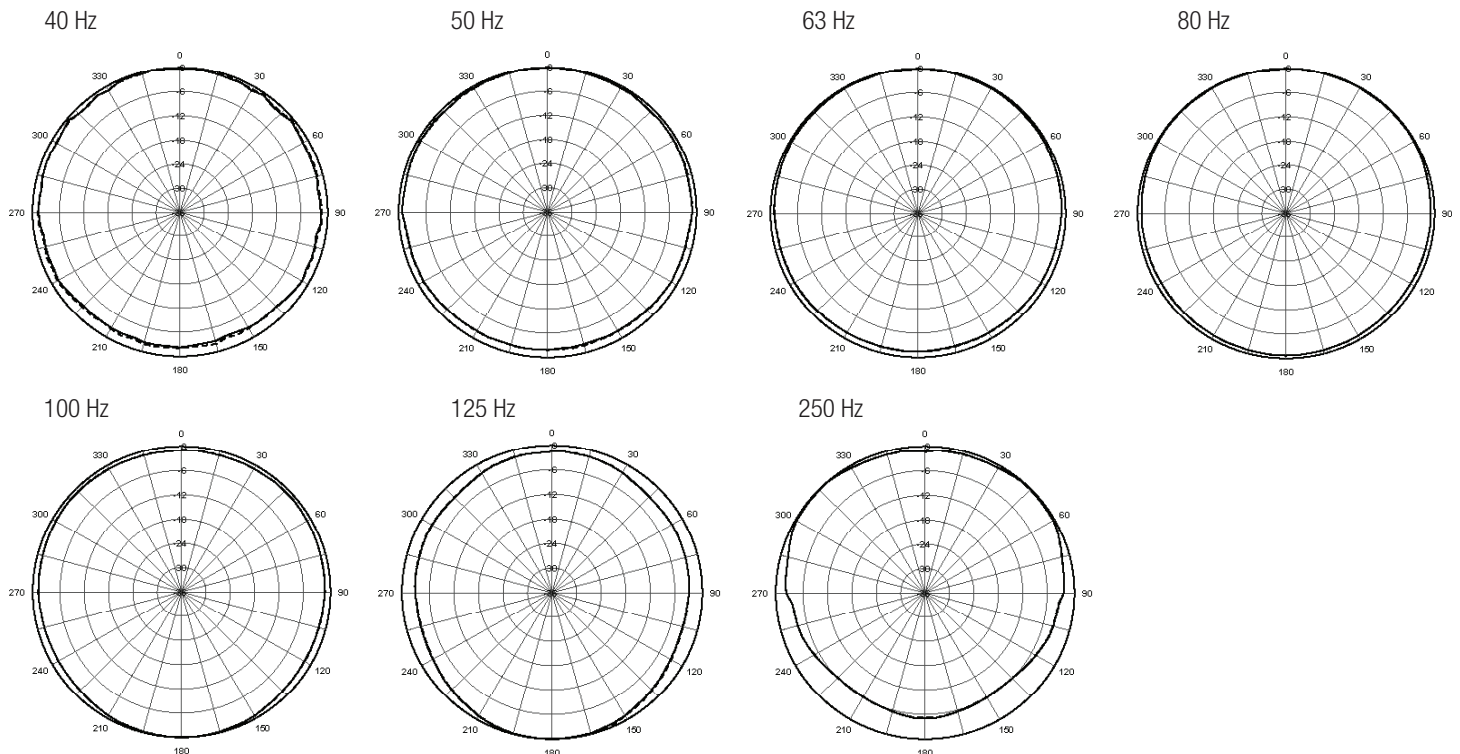
Included Accessory



Hanging Hardware: Main and Safety Cables w/ SpeedClamp™

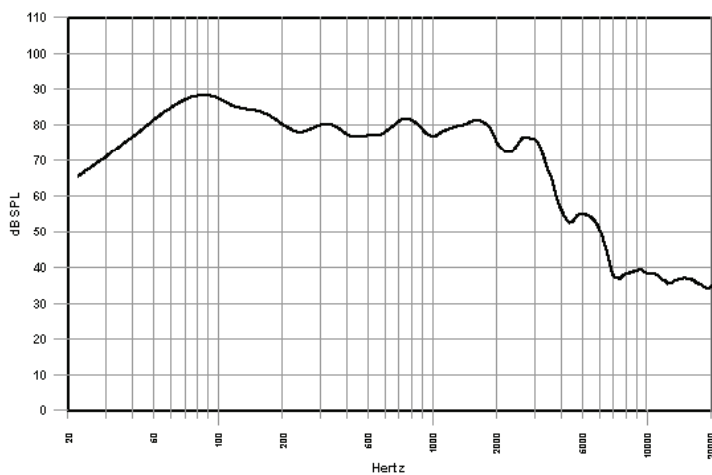
SoundTube's hanging cable kit incorporates hanging and safety cables and fasteners for an integrated and easy-to-install system. Hanging hardware and safety cables are infinitely adjustable to 2.74 m (9 ft).

Plots

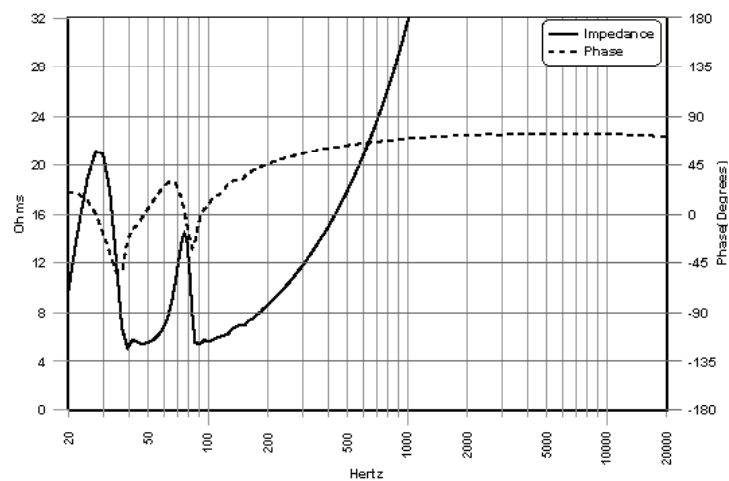


Graphs

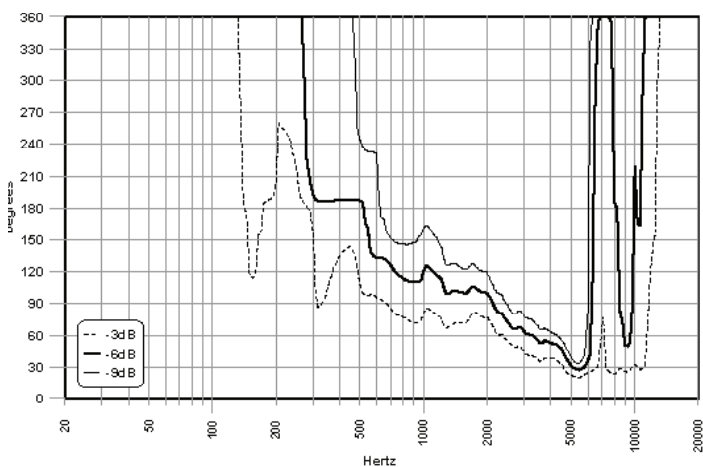
Frequency Response



Phase/Impedance Response



Vertical Beamwidth



Directivity Index (DI)

